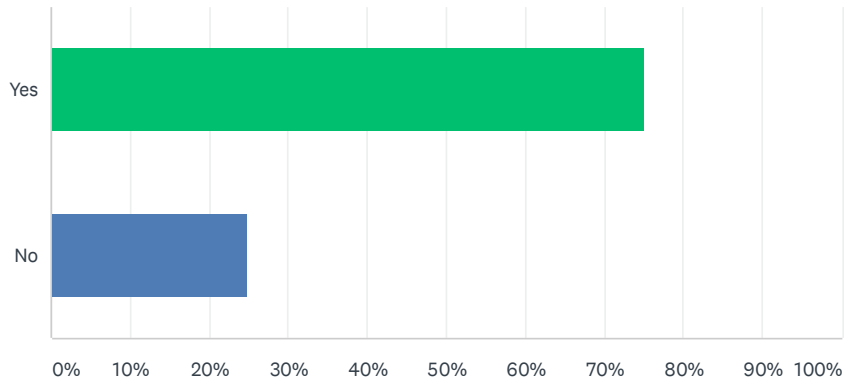


Q1 Do you feel that Portage la Prairie is a welcoming and friendly city for Urban Indigenous People?

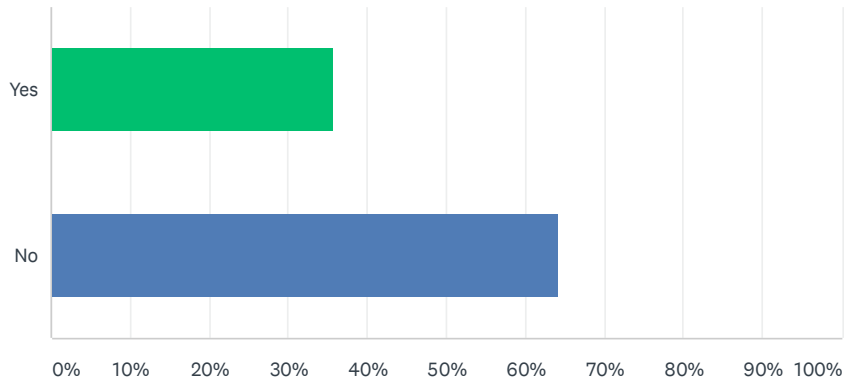
Answered: 386 Skipped: 2



ANSWER CHOICES	RESPONSES
Yes	75.13% 290
No	24.87% 96
TOTAL	386

Q2 In the past 6 months have you experienced discrimination within the City of Portage la Prairie?

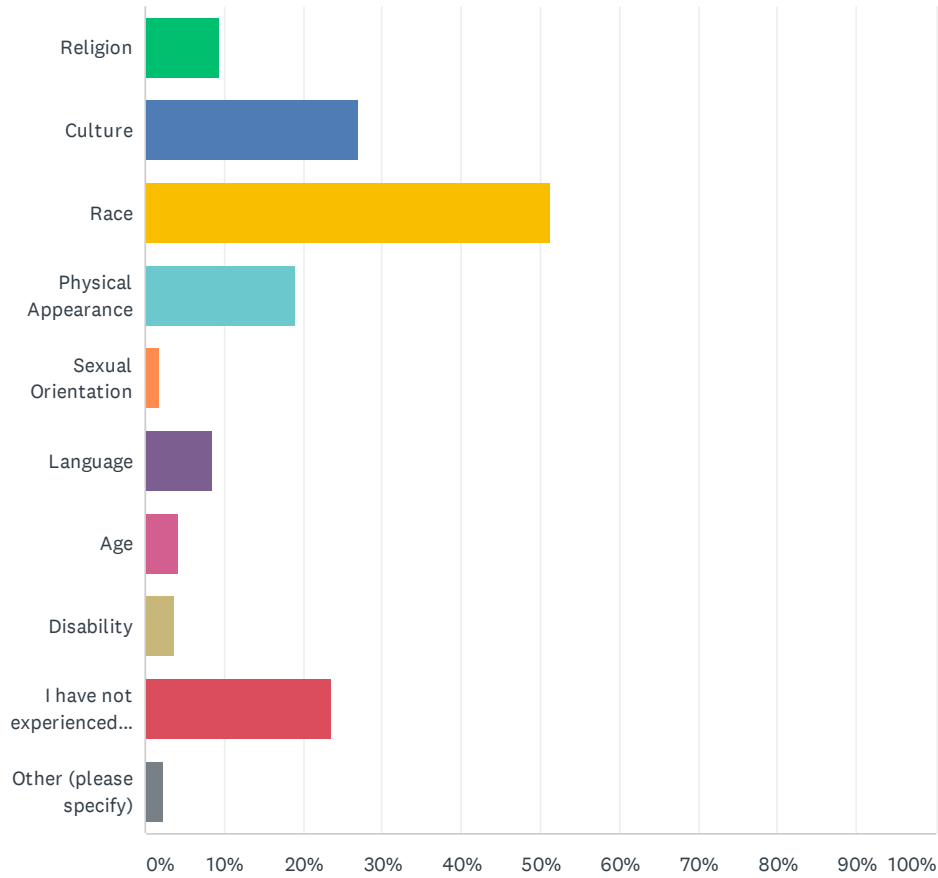
Answered: 381 Skipped: 7



ANSWER CHOICES	RESPONSES	
Yes	35.70%	136
No	64.30%	245
TOTAL		381

Q3 If you answered yes to the previous question, in the past 6 months, in what way have you experienced discrimination? (Please check all that apply)

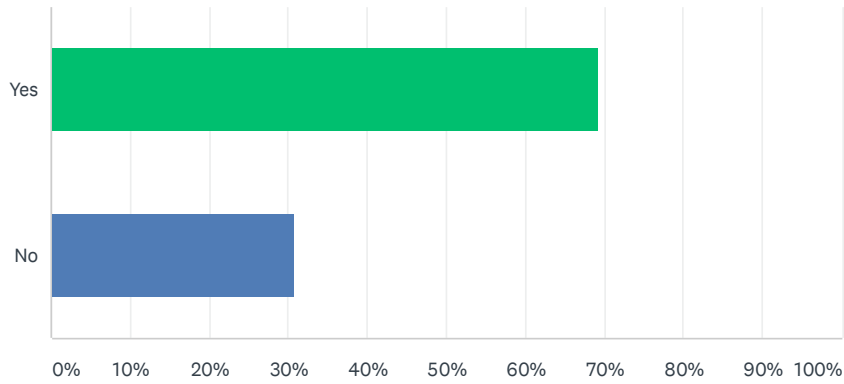
Answered: 211 Skipped: 177



ANSWER CHOICES	RESPONSES	
Religion	9.48%	20
Culture	27.01%	57
Race	51.18%	108
Physical Appearance	18.96%	40
Sexual Orientation	1.90%	4
Language	8.53%	18
Age	4.27%	9
Disability	3.79%	8
I have not experienced discrimination	23.70%	50
Other (please specify)	2.37%	5
Total Respondents: 211		

Q4 Do you feel that the relationships between Indigenous and Non-Indigenous people in Portage la Prairie is improving?

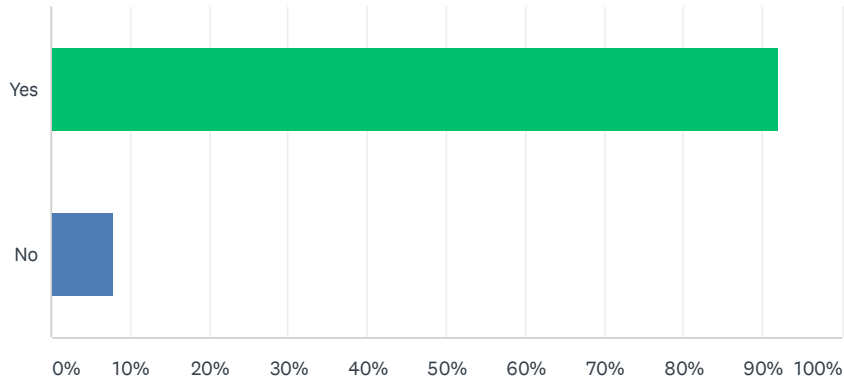
Answered: 378 Skipped: 10



ANSWER CHOICES	RESPONSES	
Yes	69.31%	262
No	30.69%	116
TOTAL		378

Q5 Do you feel that there needs to be more education on the Truth and Reconciliation Commission Calls to Action for both Indigenous and Non-Indigenous people in Portage la Prairie?

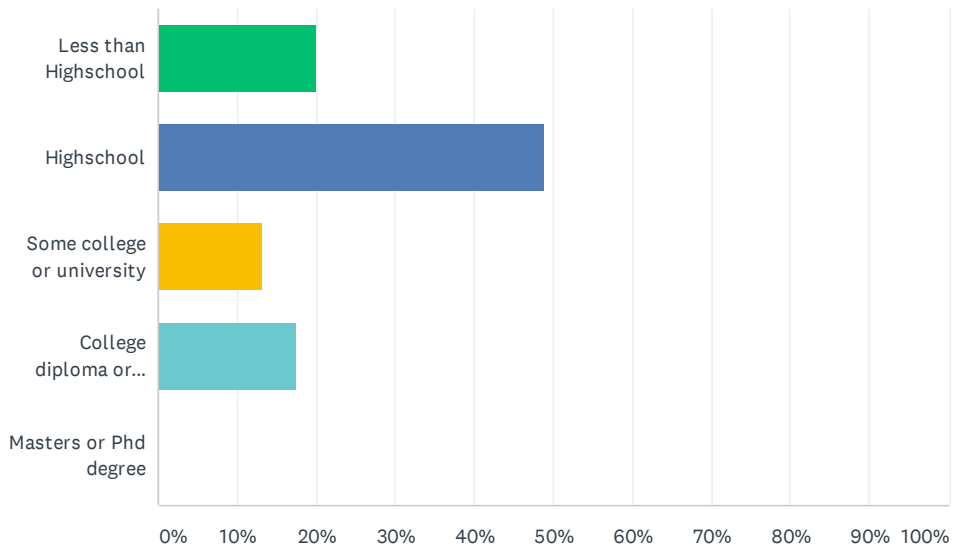
Answered: 369 Skipped: 19



ANSWER CHOICES	RESPONSES	
Yes	92.14%	340
No	7.86%	29
TOTAL		369

Q6 What is the highest level of education that you have completed?

Answered: 380 Skipped: 8



ANSWER CHOICES	RESPONSES	
Less than Highschool	20.00%	76
Highschool	48.95%	186
Some college or university	13.16%	50
College diploma or university degree	17.63%	67
Masters or Phd degree	0.26%	1
TOTAL		380

Q7 If you did not complete high school, why?

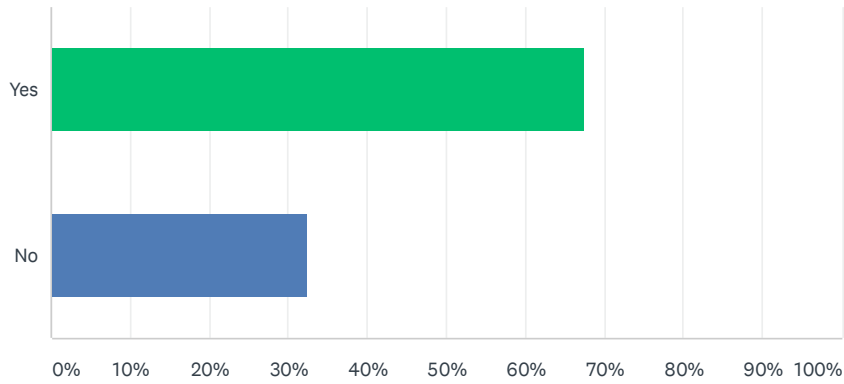
Answered: 97 Skipped: 291

Q8 If you completed high school but did not attend a post-secondary school, why?

Answered: 77 Skipped: 311

Q9 When attending school did you feel welcome and have a sense of belonging?

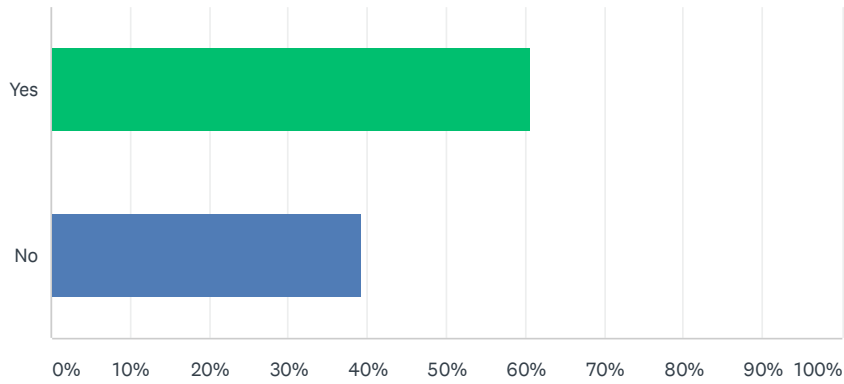
Answered: 374 Skipped: 14



ANSWER CHOICES	RESPONSES	
Yes	67.65%	253
No	32.35%	121
TOTAL		374

Q10 Do you feel the school curriculum is inclusive and respectful of Indigenous people?

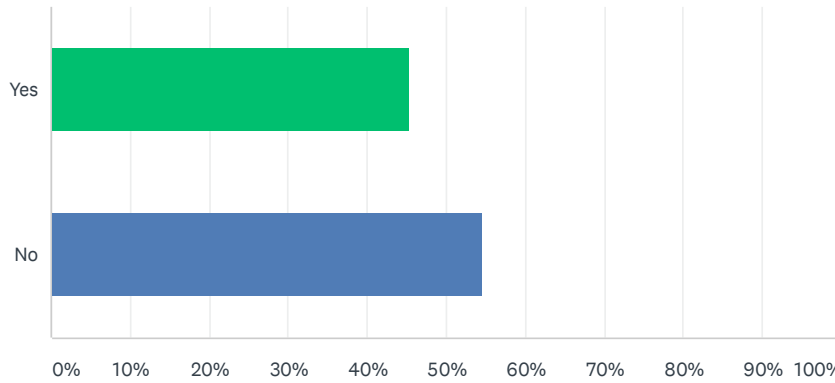
Answered: 372 Skipped: 16



ANSWER CHOICES	RESPONSES	
Yes	60.75%	226
No	39.25%	146
TOTAL		372

Q11 Are you currently employed?

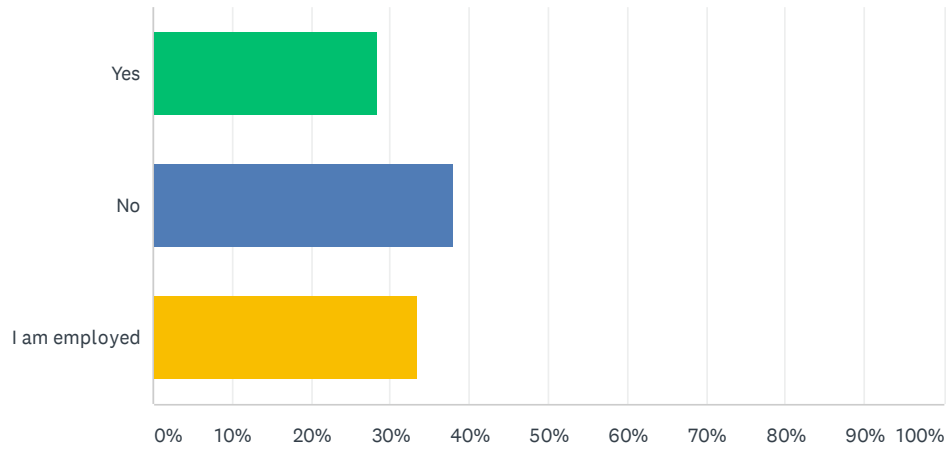
Answered: 383 Skipped: 5



ANSWER CHOICES	RESPONSES	
Yes	45.43%	174
No	54.57%	209
TOTAL		383

Q12 If unemployed, are you receiving any government benefits such as EIA?

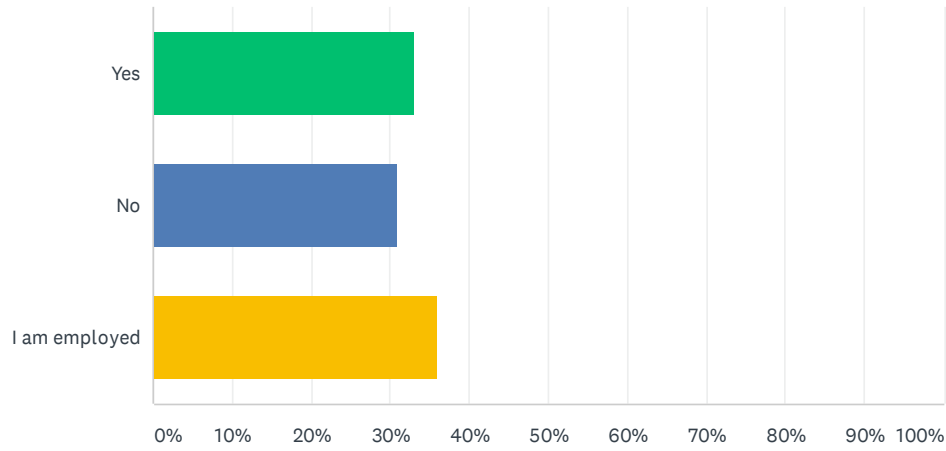
Answered: 349 Skipped: 39



ANSWER CHOICES	RESPONSES	
Yes	28.37%	99
No	38.11%	133
I am employed	33.52%	117
TOTAL		349

Q13 If unemployed, are you currently looking for work?

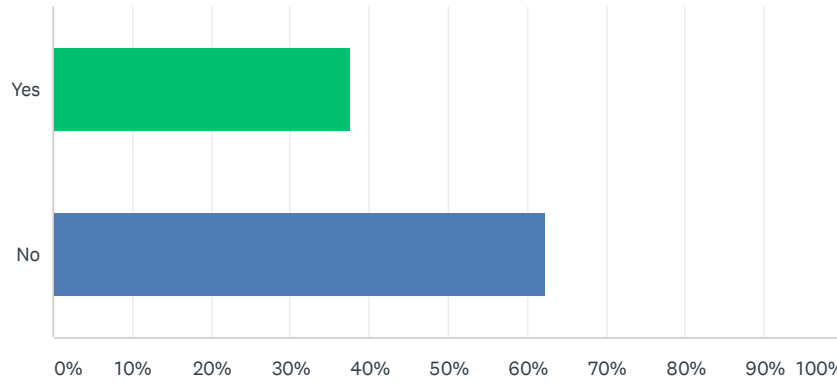
Answered: 351 Skipped: 37



ANSWER CHOICES	RESPONSES	
Yes	33.05%	116
No	31.05%	109
I am employed	35.90%	126
TOTAL		351

Q14 Do you feel like there are enough job opportunities for Indigenous people in Portage la Prairie or resources to help Indigenous people find job opportunities?

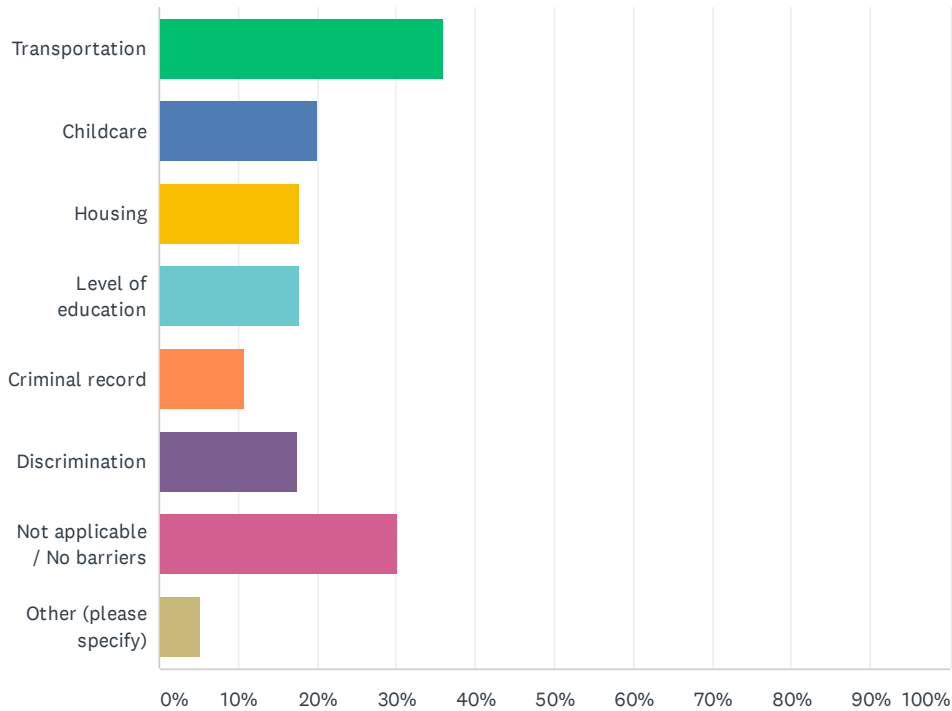
Answered: 380 Skipped: 8



ANSWER CHOICES	RESPONSES	
Yes	37.63%	143
No	62.37%	237
TOTAL		380

Q15 Are there barriers you currently experience that make it difficult to maintain employment? Please check all that apply.

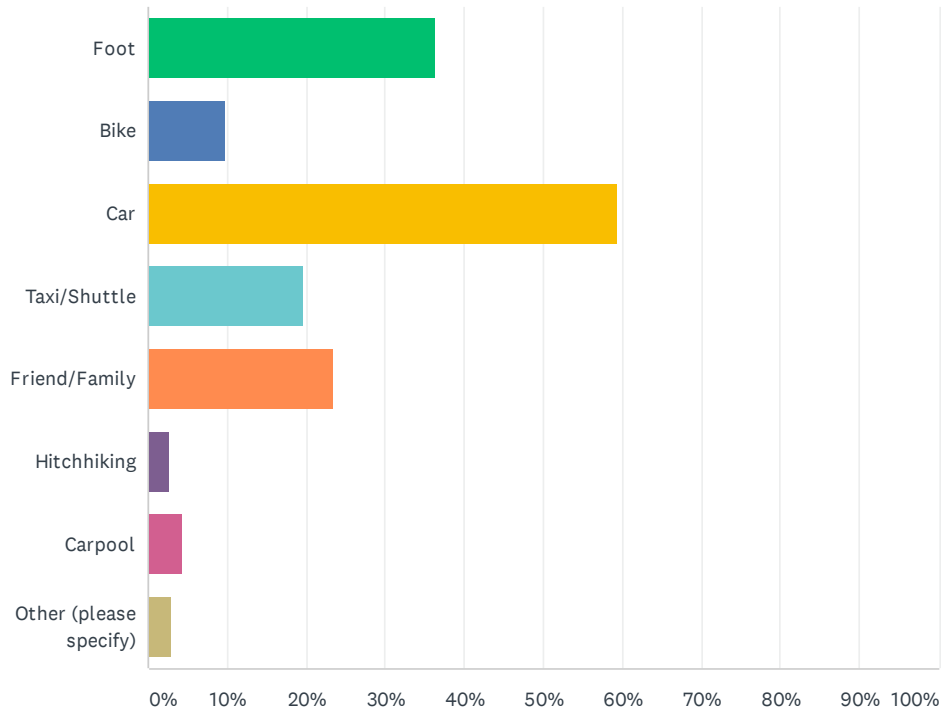
Answered: 348 Skipped: 40



ANSWER CHOICES	RESPONSES
Transportation	35.92% 125
Childcare	20.11% 70
Housing	17.82% 62
Level of education	17.82% 62
Criminal record	10.92% 38
Discrimination	17.53% 61
Not applicable / No barriers	30.17% 105
Other (please specify)	5.17% 18
Total Respondents: 348	

Q16 What is your current method of Transportation? (Check all that apply)

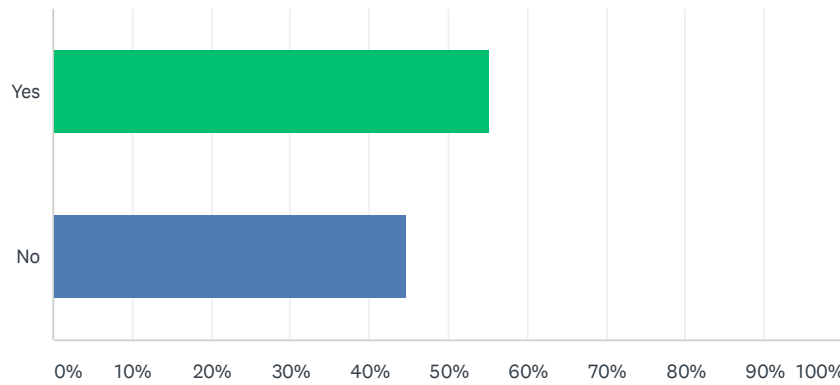
Answered: 370 Skipped: 18



ANSWER CHOICES	RESPONSES
Foot	36.49% 135
Bike	9.73% 36
Car	59.46% 220
Taxi/Shuttle	19.73% 73
Friend/Family	23.51% 87
Hitchhiking	2.70% 10
Carpool	4.32% 16
Other (please specify)	2.97% 11
Total Respondents: 370	

Q17 Do you currently have a valid Driver's License?

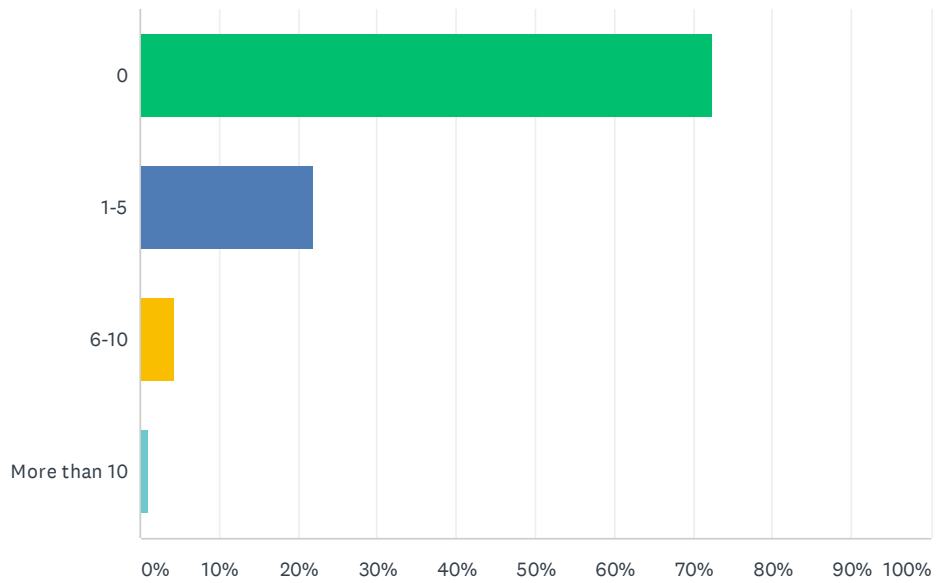
Answered: 377 Skipped: 11



ANSWER CHOICES	RESPONSES	
Yes	55.17%	208
No	44.83%	169
TOTAL		377

Q18 How many times a week do you use a local shuttle service?

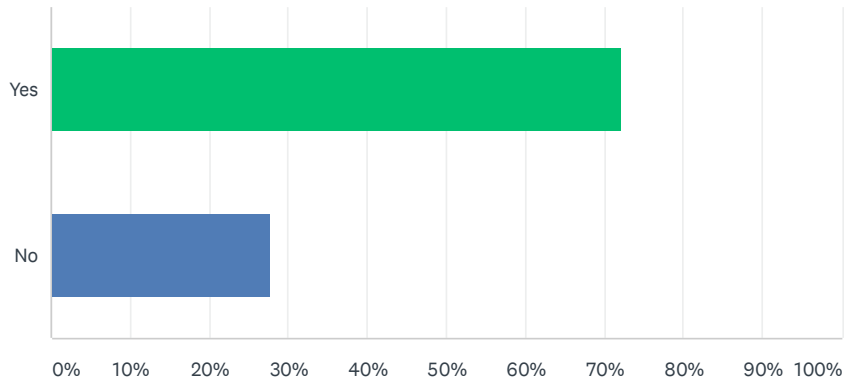
Answered: 381 Skipped: 7



ANSWER CHOICES	RESPONSES	
0	72.44%	276
1-5	22.05%	84
6-10	4.46%	17
More than 10	1.05%	4
TOTAL		381

Q19 If Portage la Prairie had a public transportation system would you use the service?

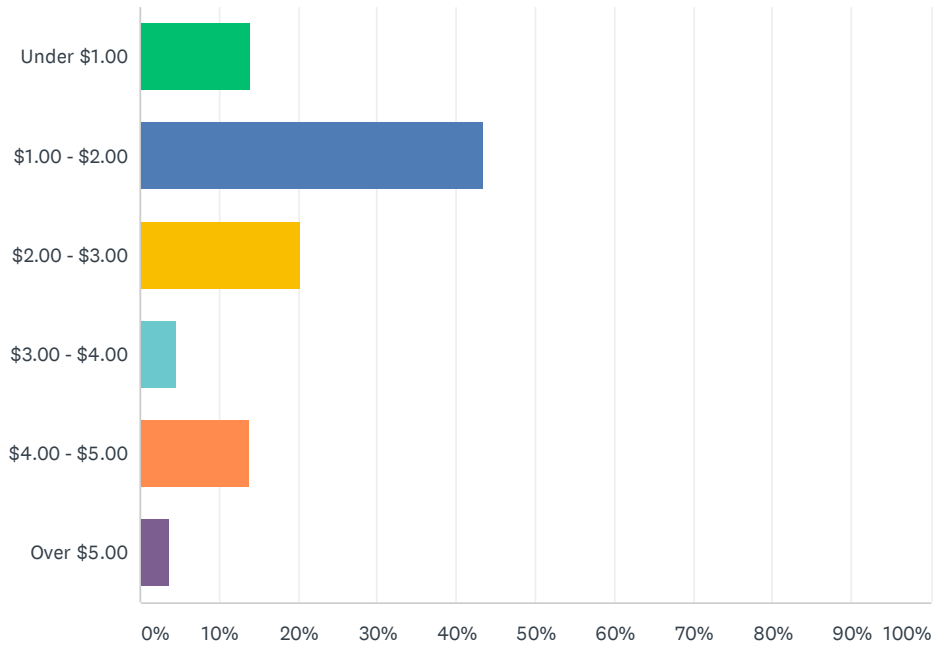
Answered: 373 Skipped: 15



ANSWER CHOICES	RESPONSES
Yes	72.12% 269
No	27.88% 104
TOTAL	373

Q20 What would you be willing to pay for a fare on a public transportation service?

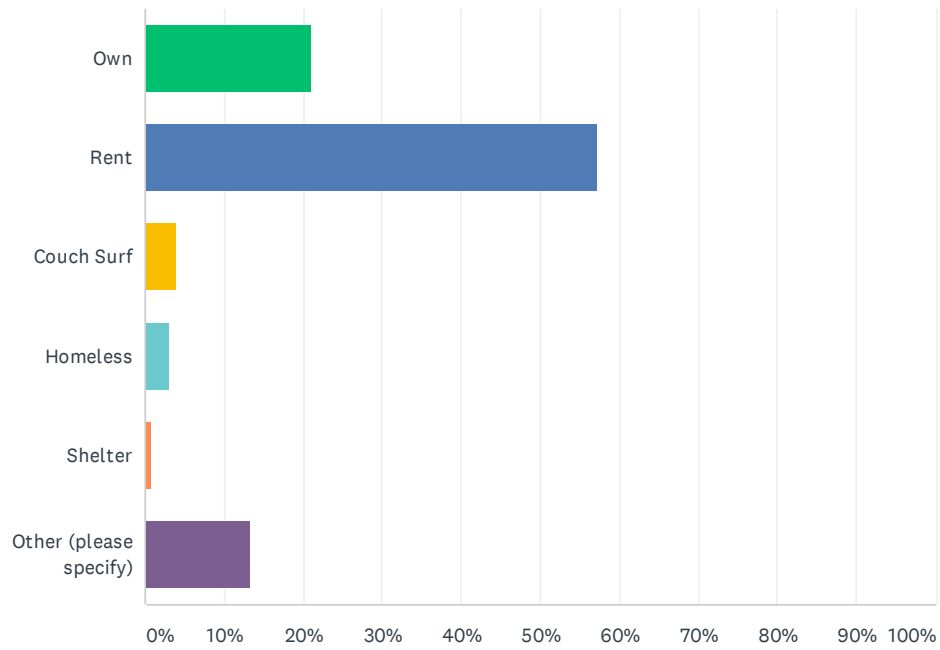
Answered: 370 Skipped: 18



ANSWER CHOICES	RESPONSES	
Under \$1.00	14.05%	52
\$1.00 - \$2.00	43.51%	161
\$2.00 - \$3.00	20.27%	75
\$3.00 - \$4.00	4.59%	17
\$4.00 - \$5.00	13.78%	51
Over \$5.00	3.78%	14
TOTAL		370

Q21 What is your current housing situation?

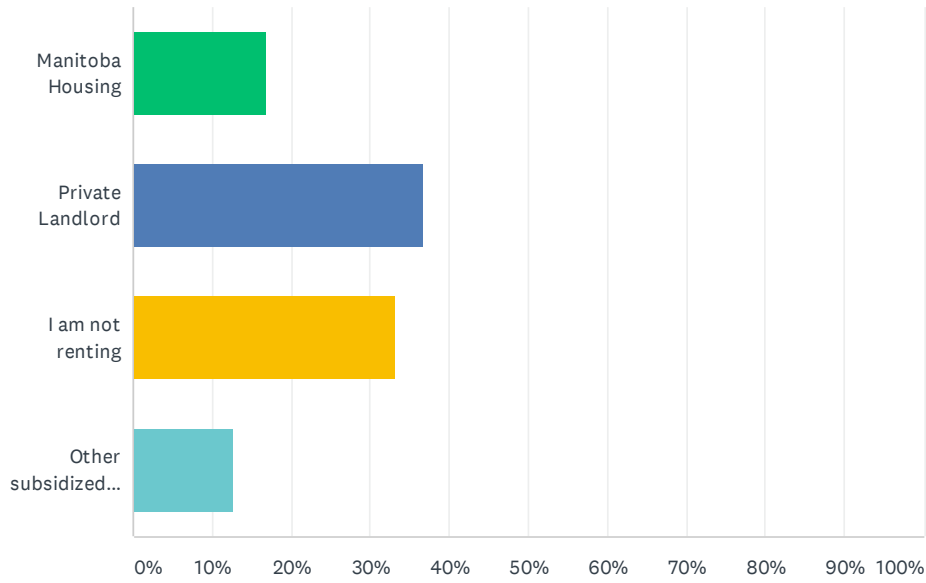
Answered: 373 Skipped: 15



ANSWER CHOICES	RESPONSES
Own	21.18% 79
Rent	57.37% 214
Couch Surf	4.02% 15
Homeless	3.22% 12
Shelter	0.80% 3
Other (please specify)	13.40% 50
TOTAL	373

Q22 If currently renting, are you renting through Manitoba Housing or a private landlord?

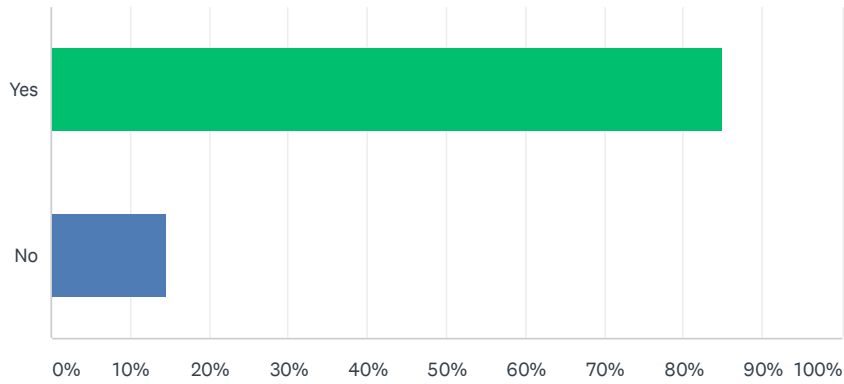
Answered: 342 Skipped: 46



ANSWER CHOICES	RESPONSES	
Manitoba Housing	16.96%	58
Private Landlord	36.84%	126
I am not renting	33.33%	114
Other subsidized housing (e.g. CMHA, Friendship Centre, DOTC)	12.87%	44
TOTAL		342

Q23 Is your housing currently suitable? For example, is it safe, have adequate heat, water, functioning windows and doors, etc.

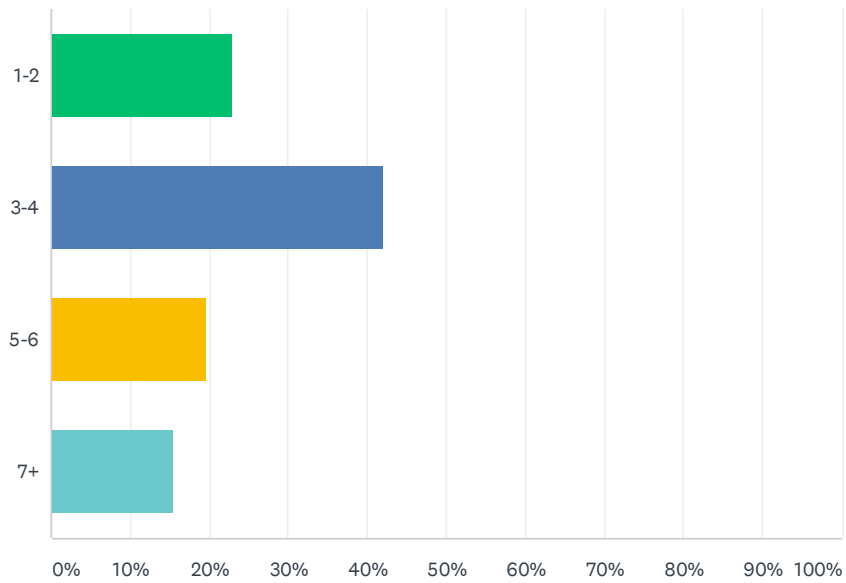
Answered: 357 Skipped: 31



ANSWER CHOICES	RESPONSES	
Yes	84.87%	303
No	14.57%	52
TOTAL		357

Q24 How many people are currently living in your household?

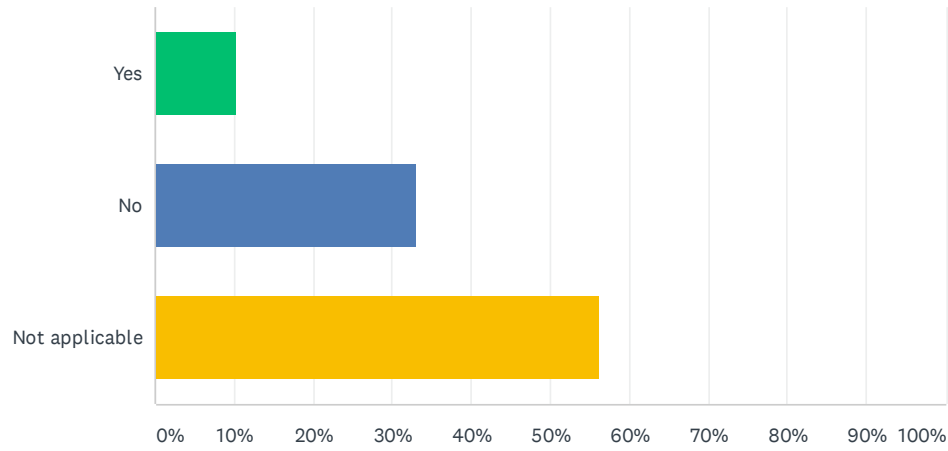
Answered: 362 Skipped: 26



ANSWER CHOICES	RESPONSES	
1-2	22.93%	83
3-4	41.99%	152
5-6	19.61%	71
7+	15.47%	56
TOTAL		362

Q25 If you are currently couch surfing or homeless, have you connected to or are you aware of resources to assist you?

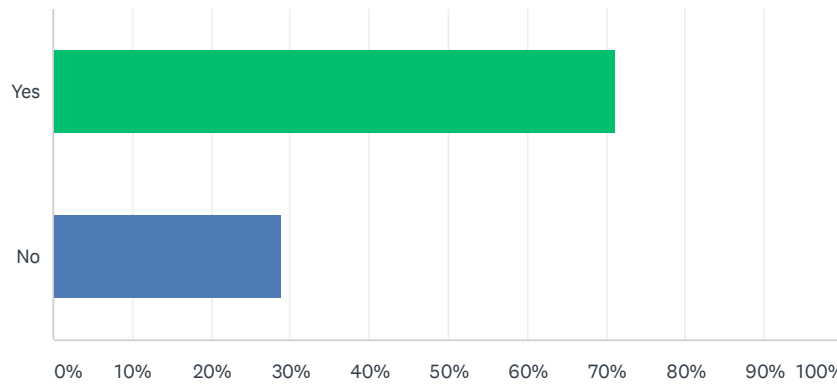
Answered: 330 Skipped: 58



ANSWER CHOICES	RESPONSES	
Yes	10.30%	34
No	33.03%	109
Not applicable	56.36%	186
TOTAL		330

Q26 Do you currently have a Family Doctor?

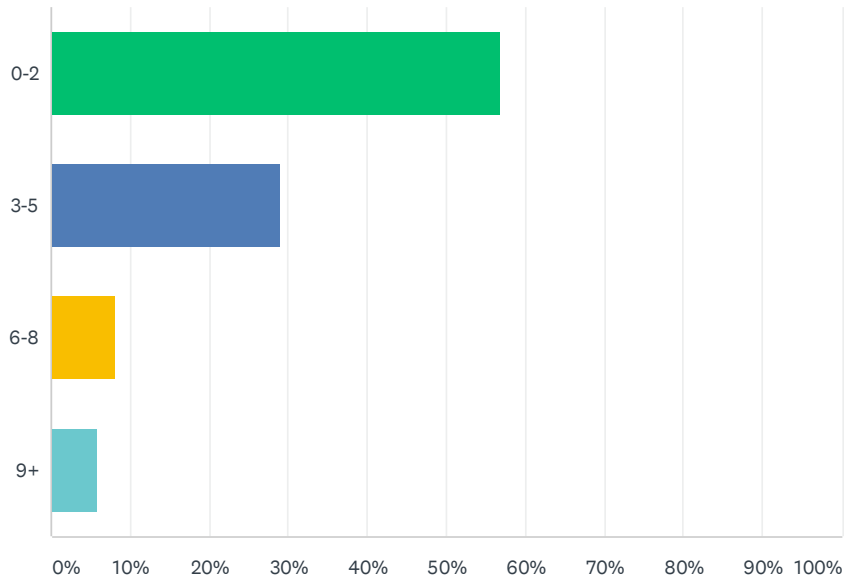
Answered: 380 Skipped: 8



ANSWER CHOICES	RESPONSES	
Yes	71.05%	270
No	28.95%	110
TOTAL		380

Q27 How many times in the past 6 months have you accessed health services including trips to the walk-in clinic?

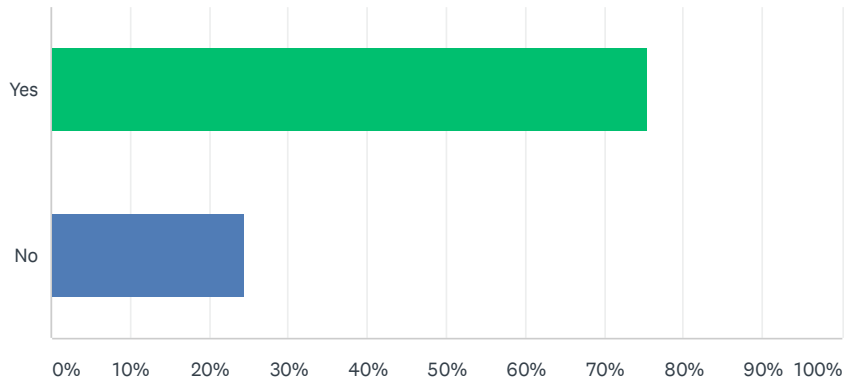
Answered: 379 Skipped: 9



ANSWER CHOICES	RESPONSES	
0-2	56.99%	216
3-5	29.02%	110
6-8	8.18%	31
9+	5.80%	22
TOTAL		379

Q28 Do you feel like you are treated fairly and that your concerns are heard and addressed when seeking health care services?

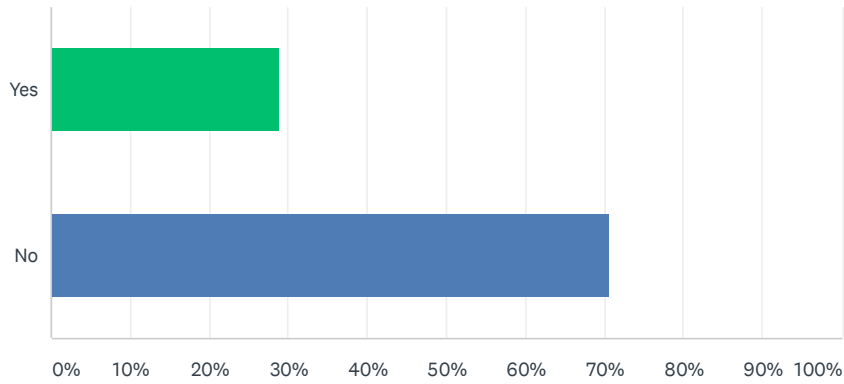
Answered: 376 Skipped: 12



ANSWER CHOICES	RESPONSES	
Yes	75.53%	284
No	24.47%	92
TOTAL		376

Q29 Have you or anyone in your household tried to access mental health services in the past 6 months?

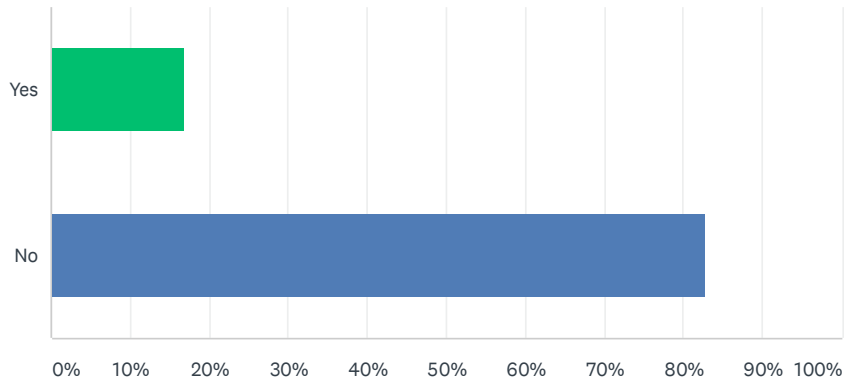
Answered: 373 Skipped: 15



ANSWER CHOICES	RESPONSES
Yes	28.95% 108
No	70.78% 264
TOTAL	373

Q30 Have you or anyone in your household tried to access addictions services in the past 6 months?

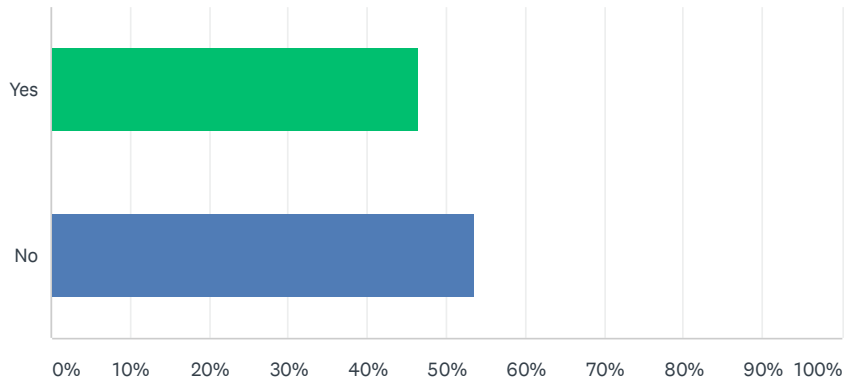
Answered: 368 Skipped: 20



ANSWER CHOICES	RESPONSES	
Yes	16.85%	62
No	82.88%	305
TOTAL		368

Q31 Do you feel like there are enough opportunities for Indigenous people to become involved in organized sport in Portage la Prairie?

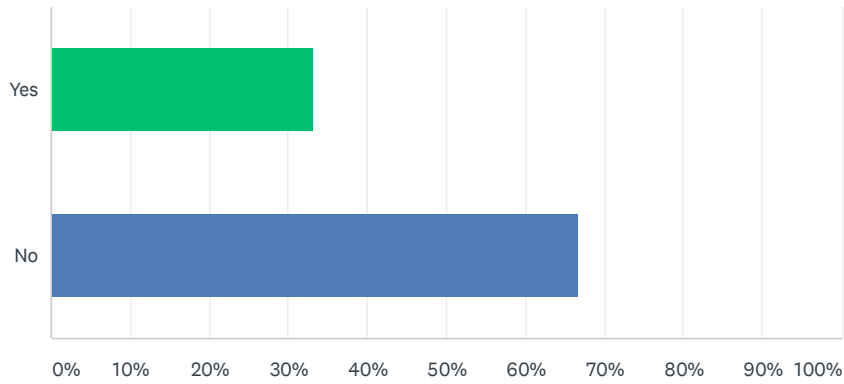
Answered: 368 Skipped: 20



ANSWER CHOICES	RESPONSES	
Yes	46.47%	171
No	53.53%	197
TOTAL		368

Q32 Do you feel like there are enough youth engagement programs in Portage la Prairie specifically for Indigenous youth?

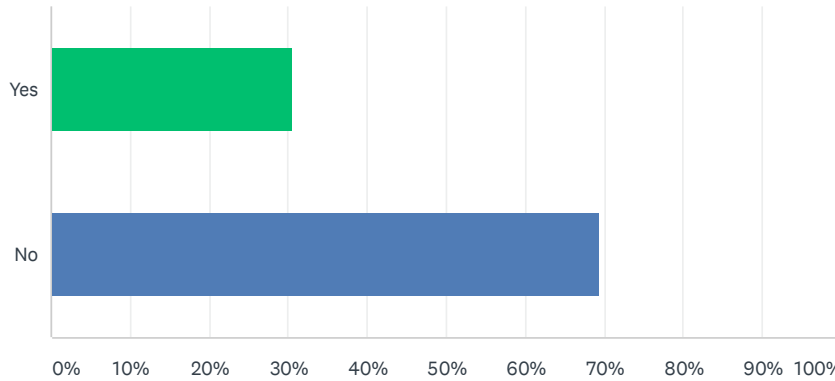
Answered: 366 Skipped: 22



ANSWER CHOICES	RESPONSES	
Yes	33.33%	122
No	66.67%	244
TOTAL		366

Q33 Do you feel like there are enough cultural spaces in Portage la Prairie where Indigenous people and non-Indigenous people can learn about, practice, and celebrate traditional cultural activities?

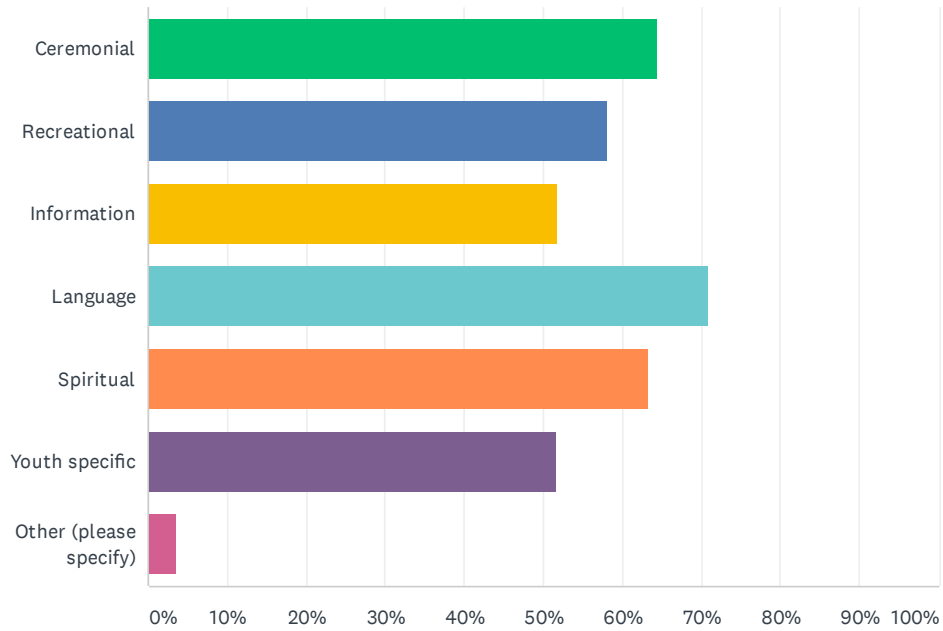
Answered: 358 Skipped: 30



ANSWER CHOICES	RESPONSES	
Yes	30.45%	109
No	69.55%	249
TOTAL		358

Q34 If a cultural space was to be created, what would you like to see in it? (select all that apply)

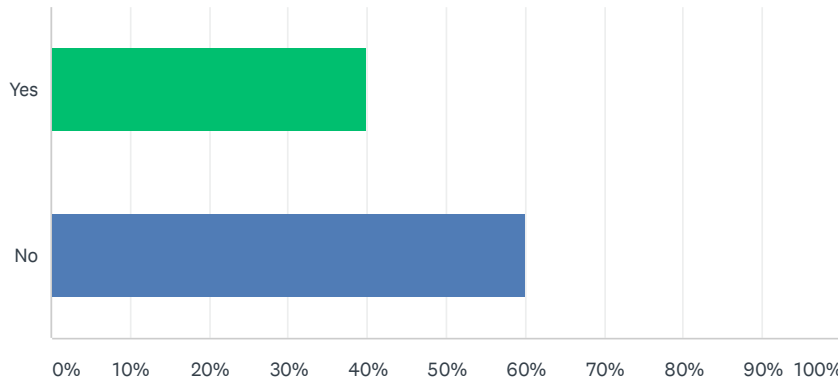
Answered: 360 Skipped: 28



ANSWER CHOICES	RESPONSES
Ceremonial	64.44% 232
Recreational	58.06% 209
Information	51.94% 187
Language	70.83% 255
Spiritual	63.33% 228
Youth specific	51.67% 186
Other (please specify)	3.61% 13
Total Respondents: 360	

Q35 Do you feel that that you have access to, or know of, an Elder within the City of Portage la Prairie?

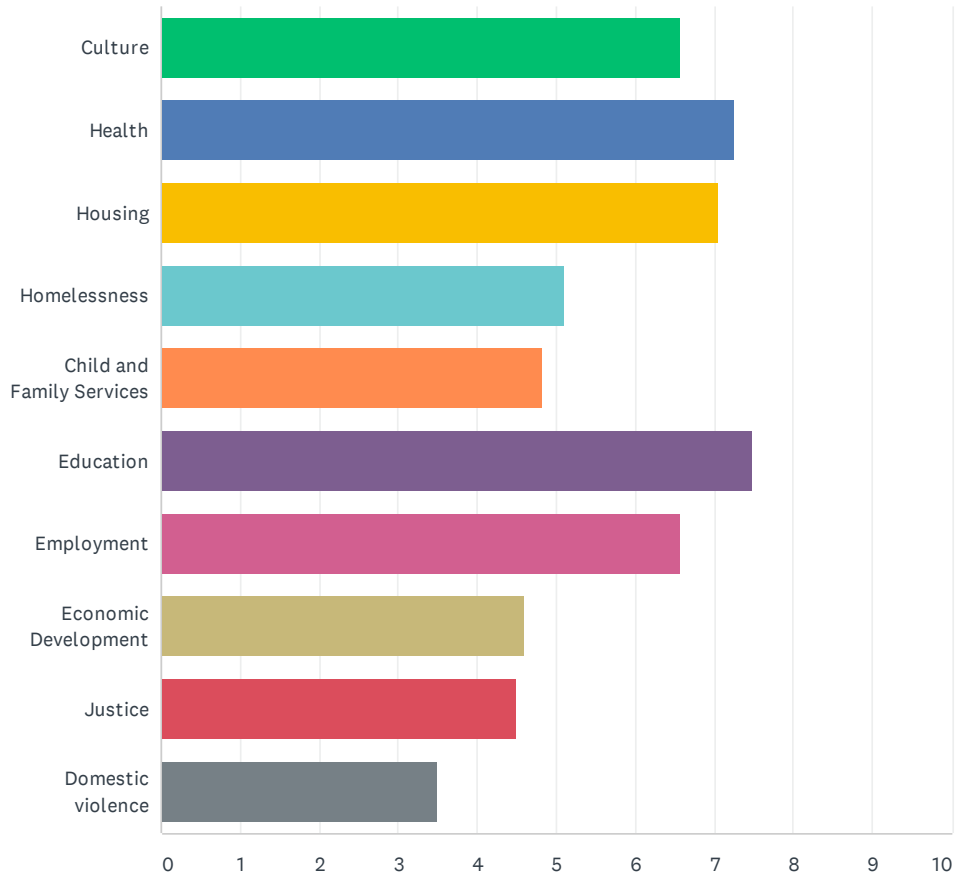
Answered: 362 Skipped: 26



ANSWER CHOICES	RESPONSES	
Yes	40.06%	145
No	59.94%	217
TOTAL		362

Q36 Please indicate, in your personal opinion, which areas in Portage la Prairie need to be improved, ranking each from most important to least important.

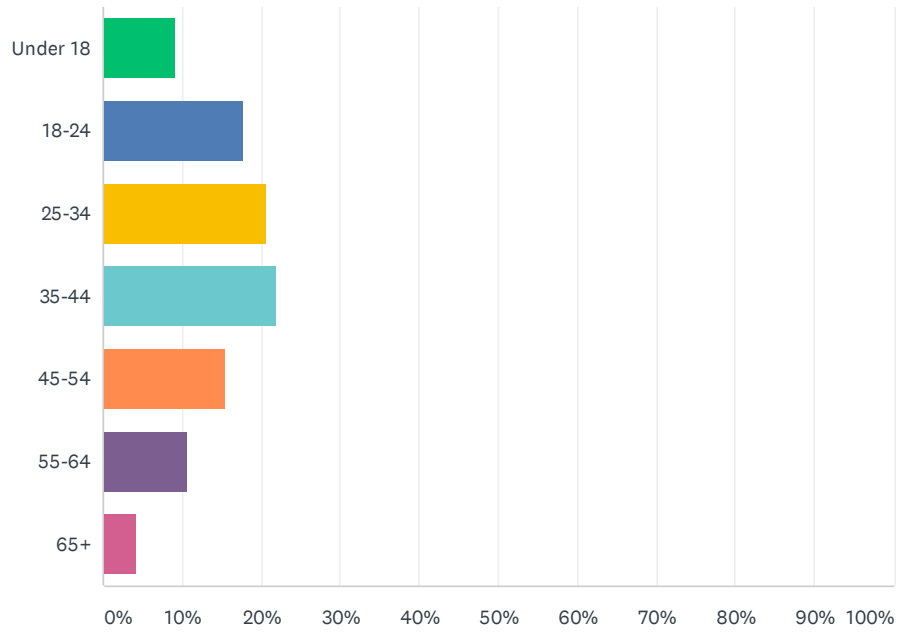
Answered: 330 Skipped: 58



	1	2	3	4	5	6	7	8	9	10	TOTAL	SC
Culture	29.50% 82	7.19% 20	8.63% 24	9.71% 27	10.43% 29	7.91% 22	3.60% 10	6.12% 17	7.19% 20	9.71% 27	278	
Health	12.64% 34	33.46% 90	14.50% 39	8.55% 23	7.43% 20	5.95% 16	4.09% 11	6.32% 17	4.83% 13	2.23% 6	269	
Housing	14.63% 42	16.72% 48	22.30% 64	7.32% 21	10.80% 31	12.54% 36	8.01% 23	4.53% 13	2.09% 6	1.05% 3	287	
Homelessness	8.46% 22	6.15% 16	11.15% 29	18.46% 48	2.69% 7	7.31% 19	8.85% 23	8.85% 23	8.85% 23	19.23% 50	260	
Child and Family Services	3.28% 8	5.33% 13	9.43% 23	9.02% 22	18.85% 46	6.56% 16	7.38% 18	16.80% 41	14.34% 35	9.02% 22	244	
Education	33.45% 93	11.15% 31	10.43% 29	9.35% 26	10.79% 30	12.95% 36	4.32% 12	3.96% 11	1.80% 5	1.80% 5	278	
Employment	4.58% 13	19.72% 56	16.55% 47	17.61% 50	8.80% 25	8.80% 25	15.49% 44	3.17% 9	3.17% 9	2.11% 6	284	
Economic Development	2.41% 6	3.21% 8	6.02% 15	12.45% 31	16.47% 41	10.04% 25	9.64% 24	19.28% 48	7.23% 18	13.25% 33	249	
Justice	5.95% 15	4.37% 11	4.37% 11	5.95% 15	6.75% 17	13.89% 35	20.24% 51	11.11% 28	22.22% 56	5.16% 13	252	
Domestic violence	1.98% 5	3.17% 8	4.37% 11	6.75% 17	7.14% 18	6.75% 17	9.92% 25	12.30% 31	19.05% 48	28.57% 72	252	

Q37 Age

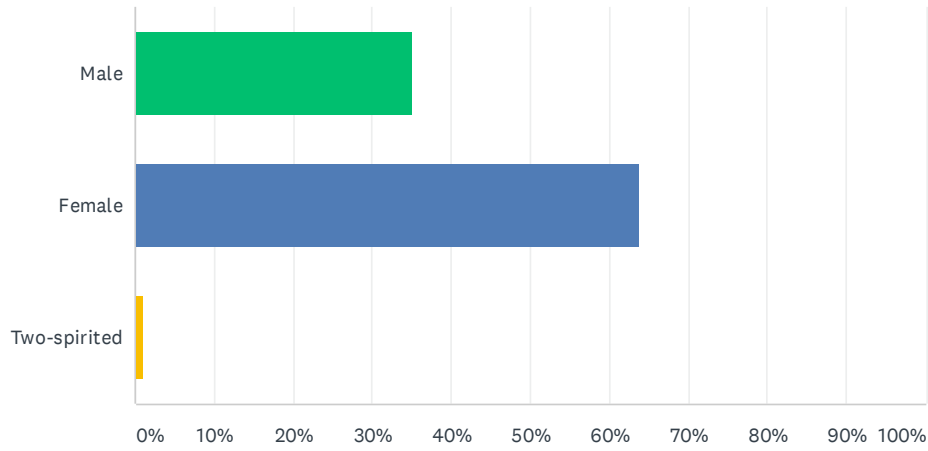
Answered: 367 Skipped: 21



ANSWER CHOICES	RESPONSES	
Under 18	9.26%	34
18-24	17.71%	65
25-34	20.71%	76
35-44	22.07%	81
45-54	15.53%	57
55-64	10.63%	39
65+	4.09%	15
TOTAL		367

Q38 Gender

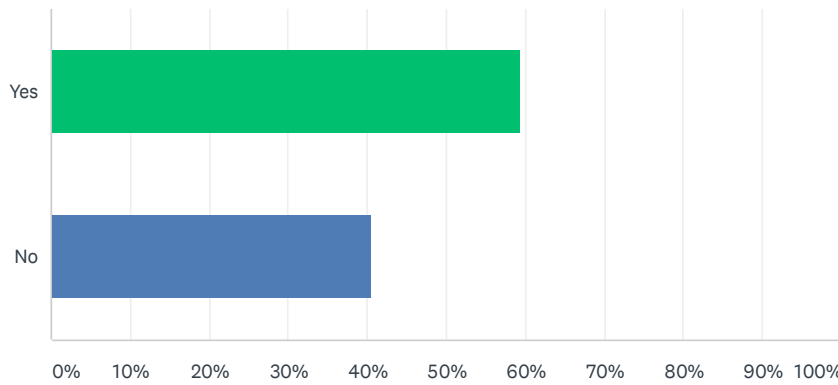
Answered: 368 Skipped: 20



ANSWER CHOICES	RESPONSES	
Male	35.05%	129
Female	63.86%	235
Two-spirited	1.09%	4
TOTAL		368

Q39 Do you currently live in Portage la Prairie?

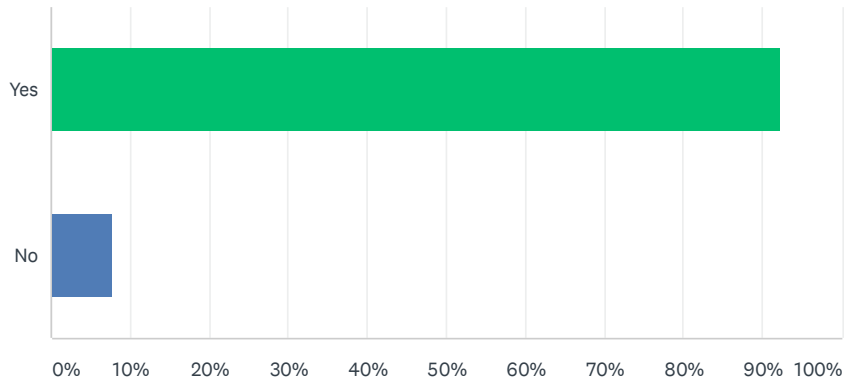
Answered: 357 Skipped: 31



ANSWER CHOICES	RESPONSES	
Yes	59.38%	212
No	40.62%	145
TOTAL		357

Q40 Are you currently a member of a First Nations, Metis, or Inuit Community?

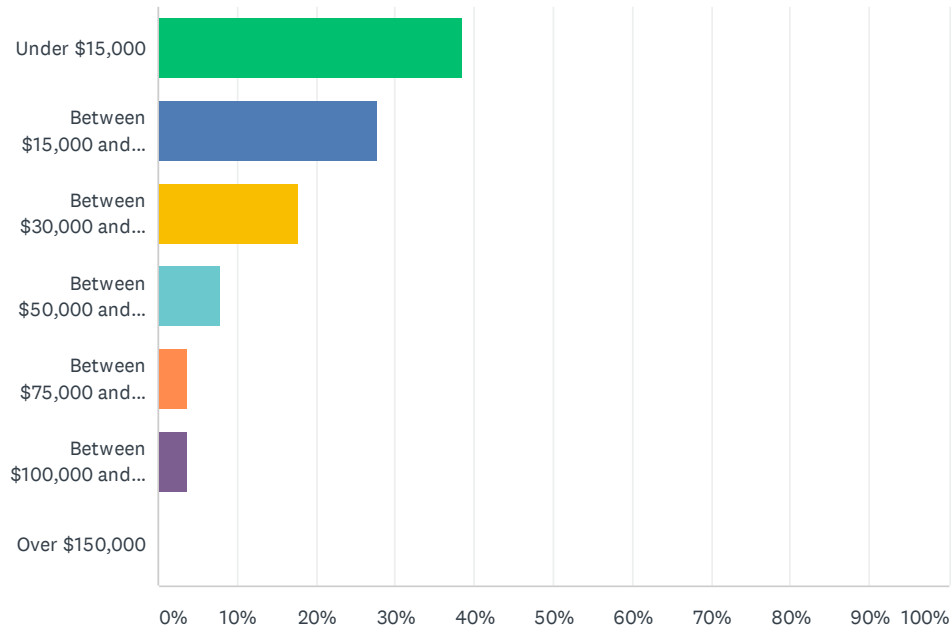
Answered: 357 Skipped: 31



ANSWER CHOICES	RESPONSES	
Yes	92.16%	329
No	7.84%	28
TOTAL		357

Q41 What is your household yearly income?

Answered: 348 Skipped: 40



ANSWER CHOICES	RESPONSES	
Under \$15,000	38.51%	134
Between \$15,000 and \$29,999	27.87%	97
Between \$30,000 and \$49,999	17.82%	62
Between \$50,000 and \$74,999	8.05%	28
Between \$75,000 and \$99,999	3.74%	13
Between \$100,000 and \$150,000	3.74%	13
Over \$150,000	0.29%	1
TOTAL		348